

TEAM SERVICE

CARPET



CARPET LIFT

Four models, endless solutions



Team Service is a company based in Italy, originated in 1996, currently serving customers of four continents and twenty-two countries.



Established at first in the mountain and in ski sector to transport and manage a high number of skiers, the carpet lift is an extreme versatile product. Its application has expanded over the years in the tourism sector, hotels, amusement parks, water parks, exhibitions and in sport facilities, with lengths up to 984 feet and greater. Usable 365 days a year, it can be used to transport people, boats, inflatables, bicycle and many other goods.

Market needs have led to four different models: “Start”, “Easy Light”, “Easy” and “Premium”. Available in different widths, they have common characteristics. Line elements are always the same, very quick and simple to install thanks to their lightweight. The fiberglass sidewalk, clothed with non-slip material, has an interlocking fixing system that facilitates installation and allows the assemble without mechanical blocks. Pvc side mats are positioned along the line in order to keep clean the area underneath the carpet. Height adjustable feet ensure the perfect level compensation and high stability.



START

Added in 2020 to the Team Service range, the “Start” model is intuitive and simple to use. Exclusively available in 24” width, it was specially designed to suit customers who need to purchase a conveyor belt with an affordable price. With a length that maximum reaches 137 feet, it is perfect for small ski resorts and ski schools.

Control Column and Visualization Panel

The control column incorporates the carpet electronics inside it, making access to the electrical panel very easy and fast. The control column is extremely easy to use: the 3D image of the carpet lift has several LEDs, positioned on focal points. The presence of an error will automatically flash a red light alerting the operator, indicating the error exact location.

Through the column it is possible to:

- Switch the carpet ON and OFF.
- Reset the implant.
- Adjust the speed.
- View any system error.
- Do an emergency stop.
- Do the over and under speed tests.



EASY LIGHT

The “Easy Light” model combines together the simplicity and reduced-size of the Start model motor station with the Easy model electrical functions, controlled with a 3,5” Touchscreen. It can reach a maximum length of 393 feet and it is exclusively available in 24” width.

- Depending on the belt length, the motorization can range between 10 and 14,75 hp.
- Maximum available length 393 feet +stations.
- From the Touchscreen it is possible to change speed, locate errors, view data related to the number of passages and hours of use, switch the infrared heating on and off.
- The resistance can be controlled with the timer, choosing a preselected time period for its operation. Otherwise, it can be kept always on when the belt is running.



EASY

The most versatile model is called “Easy”, which can be used in different contexts, from the smaller to the most complex plans.

Thanks to the touchscreen installed on the control column, the operator can manage the system’s functions quickly and easily. From the home page it is possible to see hour, amperage and engine temperature. Other significant functions are possible as change speed, locate any error that may occur, view data related to the number of passages and hours of use.

The customer can manually control the infrared resistance, activating the snow melt under the unloading station.

In addition to the standard electronic, it is possible to add multiple options, which increase functionality and offer targeted customization of the system.

- Available in three widths (24”-30”-48”).
- Adjustable speed from 39,37 to 137,79 ft/m up to 236,22 ft/m in option.
- Depending on the belt length, a different motorization is chosen between 10 - 14,75 - 24,80 - 29,50 - 2x14,75 - 2x24,80 -2x29,50hp and higher.



Control Column and Touchscreen

The control column is made with a specific plastic mold, which is well known to be particularly resistant to atmospheric agents. It incorporates the carpet electronics inside, making access to the electrical panel extremely easy and fast. The carpet lift is controlled with a 3,5” Touchscreen, protected from the outside through a liftable transparent cover.



Main functions of the software



From the touchscreen it is possible to switch the infrared heating on and off. It is therefore possible to control the resistance with the timer, choosing a preselected time period for its operation.



It is possible to visualize a report indicating the number of people transported daily and those transported from the beginning of the system operation, with a related graphic.



Selecting the corresponding icon, it is possible to visualize the carpet lift working hours, reported by day, month and total hours of working system from the beginning, with a related graphic.



It is possible to view the status of the carpet safety systems in real time and accurately locate the error that blocks their operation. Each time the system stops, it will be shown on the touchscreen the type of fault and where it is located.

PREMIUM

Aesthetically and mechanically similar to “Easy” model, the “Premium” model is the most complete of the Team Service range, featuring extremely advanced and innovative technology. The carpet lift is controlled with a 12.1” high brightness and anti-glare touchscreen.

- Available in three widths (24”-30”-48”).
- Adjustable speed from 39,37 to 137,79 ft/m up to 236,22 ft/m in option.
- Depending on the belt length, a different motorization is chosen between 10 - 14,75 - 24,80 - 29,50 - 2x14,75 - 2x24,80 -2x29,50hp and higher.
- The electrical panel is installed inside the drive station and can be lifted in a vertical position to work comfortably upright.
- An ultrasonic sensor automatically controls the switching on/off and the intensity of the infrared heater which melts the snow under the drive station.



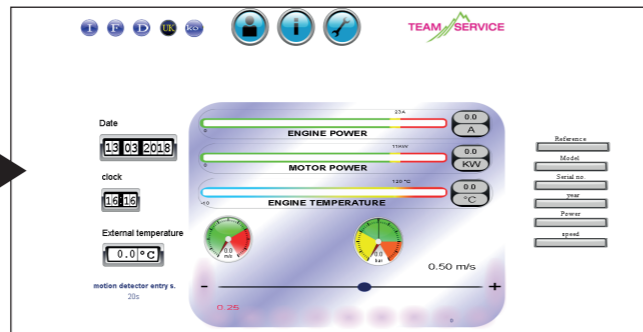
Control Column and Touchscreen

The control panel is a fundamental and distinctive component.

A management Touchscreen is installed on it which, when not in use, is protected from atmospheric agents through a sliding cover.

From the Touchscreen, you can manage the system's multiple functions quickly and easily and immediately check for any causes of malfunction and/or shutdown.

From the home page you can choose and change language, view dates, current day and hour, outside temperature, rubber belt tension, amperage, consumption, engine temperature and change the operating speed of the system.



Main functions of the software



The "snow removal function" allows to quickly clean the carpet after a snowfall. In this way the snow is brought to the top and by positioning a snow blower near the exit, it is possible to remove it quickly and without any effort.



The "ice breaking function" automatically eliminates the ice between the rubber belt and the side walkways. By activating this function, the belt will move both ways, forward and backward.



The "anti-ice function" can be activated at the end of the day, when the carpet is no longer used. The carpet will automatically move during the night, avoiding ice formation.



It is possible to view the status of the carpet safety systems in real time and accurately locate the error that blocks their operation. Each time the system stops, it will be shown on the touchscreen the type of fault and where it is located.



The system displays and saves various information such as: number of transported people, hours of use, used kW and motor amperages. This information is provided on a daily, weekly, monthly and annual basis. By using a USB stick or by connecting with a PC external to the system, it is possible to download all these data.



It can be connected to internet, allowing Team Service technicians to remotely connect and provide assistance 24/7, in case of need. This service turns out to be very helpful to quickly solve almost all the operating problems that may arise. No additional costs are required, just a stable connection provided by the customer.

Additional reason to choose a Team Service Carpet Lift



Customer requests are essential! For this reason, each project is customized according to their needs. Depending on the use, in addition to the standard models, it is possible to choose between a multitude of optionals which increase functionality and performance.



RUBBER BELT

Team Service offers two different rubber belts called Top Grip and Bee Nest.

TOP GRIP

A three-layer rubber belt, specially developed for our company, that guarantees optimal grip in different conditions of use. The belt has three layers. The lower layer has a particular resin finish, which makes it water repellent while the surface guarantees instead an optimal grip between the skis, shoes or boots and the surface itself. The cylindrical surface allows skis to always have a direct support surface on the rubber, even in the presence of snow on it.

BEE NEST

This belt is characterized by the particular honeycomb surface. It has a good resistance to abrasion, tearing and high resistance to atmospheric agents. Thanks to the polyester and nylon weft composition, it guarantees extremely low longitudinal elongation.



COVER

The cover has an independent structure from the belt and it is suitable with all models on the market, both of our production and of other manufacturers. The modular system always allows a quick and easy installation in any context.

The cover is extremely resistant, made of aluminum arches and polycarbonate sheets. For safety reasons in case of evacuation, anti-slip fiberglass grids are installed inside, on both sides. The cover is equipped with PVC emergency doors which, before the daily start, must be opened. Alternatively, we can provide rigid doors with vertical opening with an anti-panic handle.



MAIN OPTIONALS

Additional Platforms

The additional platforms increase the lateral walkways from 12" to 18" and more (sizes on request).

They can be installed to the right, to the left or both sides of the carpet, with a variable width.

The grids are in fiberglass with a concave surface, covered with quartz to make them non-slip and a grey chromatic finish.

In which Carpet lift model can be added?

- START
- EASY LIGHT
- EASY
- PREMIUM



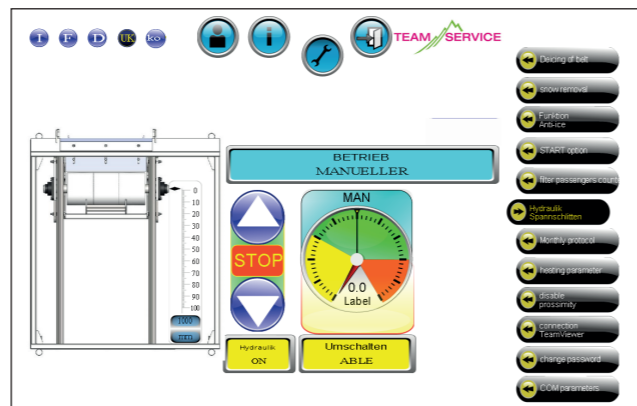
Automatic pump

Connected directly to the PLC, once set on the touchscreen the required belt tension, according to the load and the external temperature, the pump will automatically increase and decrease the pressure, keeping it constant.

This solution also acts as a compensator, eliminating any elastic effect that usually occurs in the first 49 feet of carpet length.

In which Carpet lift model can be added?

- EASY LIGHT
- EASY
- PREMIUM



Handrail

The handrail can be added to any carpet lift, protecting one or more sides. It is necessary when the height of the carpet lift is higher than 12".

In which Carpet lift model can be added?

- START
- EASY LIGHT
- EASY
- PREMIUM




Rotating brush

The rotating brush is installed under the drive roller, it cleans the belt from the snow that settles on it and prevents the formation of snow and ice under the carpet line.

In summer use, it is important to keep the belt clean from mud and dirt, with the simultaneous use of a jet of water incorporated into the brush.

In which Carpet lift model can be added?

- EASY LIGHT
- EASY
- PREMIUM




Secondary touchscreen

It enables you to control the carpet functions from another command point, doing the same operations as the main touchscreen, managing the conveyor belt without dedicating an operator to it. In case of more carpet lifts, it is also possible to control them all together with only one secondary touchscreen, minimizing the number of staff.

In which Carpet lift model can be added?

- EASY LIGHT
- EASY
- PREMIUM





Team Service Srl

Via Sivo 44 ter - 28053 Castelletto Sopra Ticino (NO) - Italy
phone +39 0331 1695411 - info@teamservicesrl.info - www.teamservicesrl.info

FOLLOW US



@teamservicecarpet